



US00D446325S

(12) **United States Design Patent**  
**Guerrieri**

(10) **Patent No.:** **US D446,325 S**

(45) **Date of Patent:** **\*\* Aug. 7, 2001**

(54) **SAFETY LIGHT**

(75) Inventor: **Salvatore Guerrieri**, Garfield, NJ (US)

(73) Assignee: **Acolyte Systems Inc.**, New York, NY (US)

(\*\*) Term: **14 Years**

(21) Appl. No.: **29/128,048**

(22) Filed: **Aug. 17, 2000**

(51) **LOC (7) Cl.** ..... **20-02**

(52) **U.S. Cl.** ..... **D26/37**

(58) **Field of Search** ..... D26/37-50; 362/157, 362/158, 171, 172, 173, 183-208

(56) **References Cited**

**U.S. PATENT DOCUMENTS**

- D. 431,308 \* 9/2000 Zynch et al. .... D26/37
- D. 436,195 \* 1/2001 Au-Yeung ..... D26/37
- D. 437,432 \* 2/2001 Meoli, Jr. .... D26/37

**OTHER PUBLICATIONS**

<http://www.clubthings.com/product34.html> prior to Aug. 17, 2000.

[http://store1.yimg.com/I/eparty\\_1575\\_10431](http://store1.yimg.com/I/eparty_1575_10431) prior to Aug. 17, 2000.

\* cited by examiner

*Primary Examiner*—Marcus A. Jackson

(74) *Attorney, Agent, or Firm*—Jonathan B Schafrann; Jennifer Meredith

(57) **CLAIM**

We claim the ornamental design for the safety light, as shown and described.

**DESCRIPTION**

FIG. 1 is a bottom view of a safety light showing our new design;

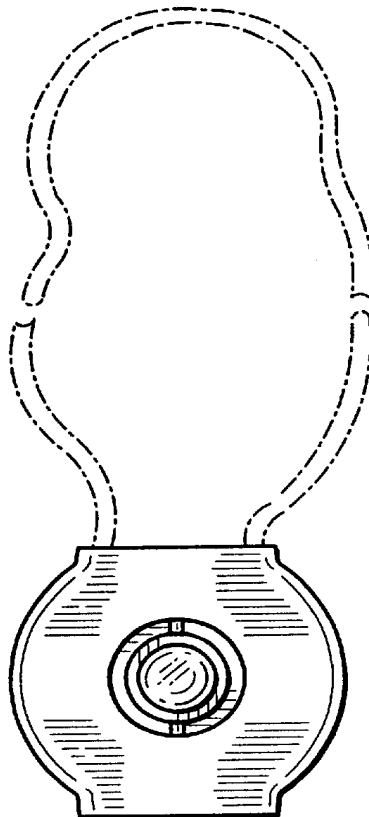
FIG. 2 is a front view thereof;

FIG. 3 is a right side view thereof, the left side view being the same as said right side view;

FIG. 4 is a top view; and,

FIG. 5 is a perspective view.

**1 Claim, 2 Drawing Sheets**



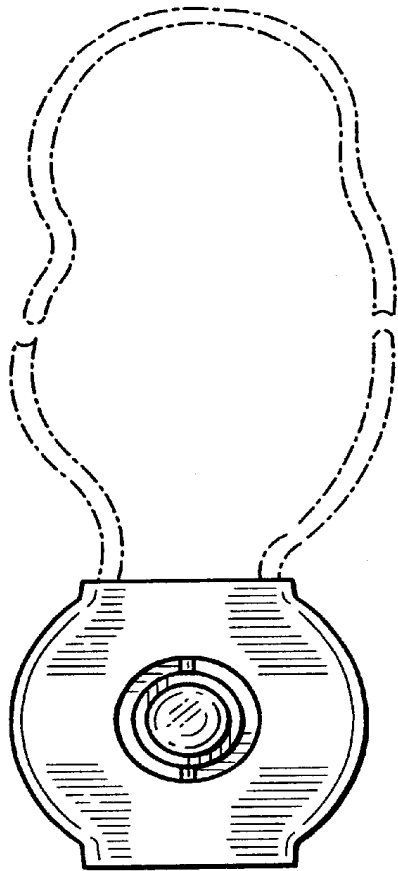


FIG. 1

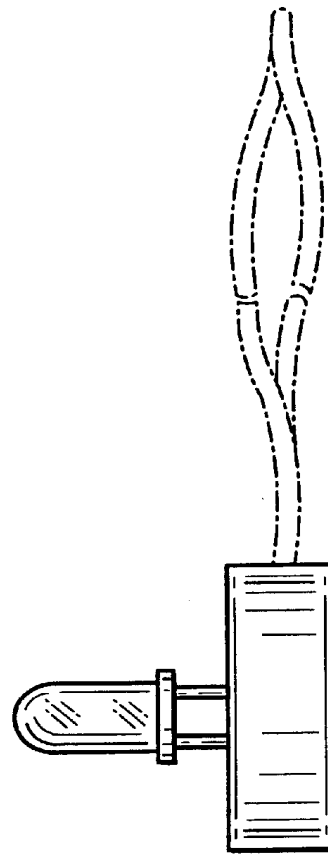


FIG. 2

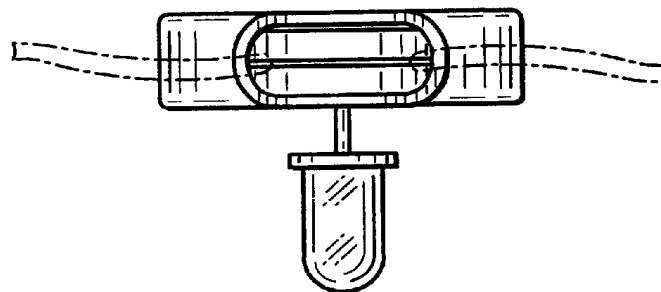


FIG. 3

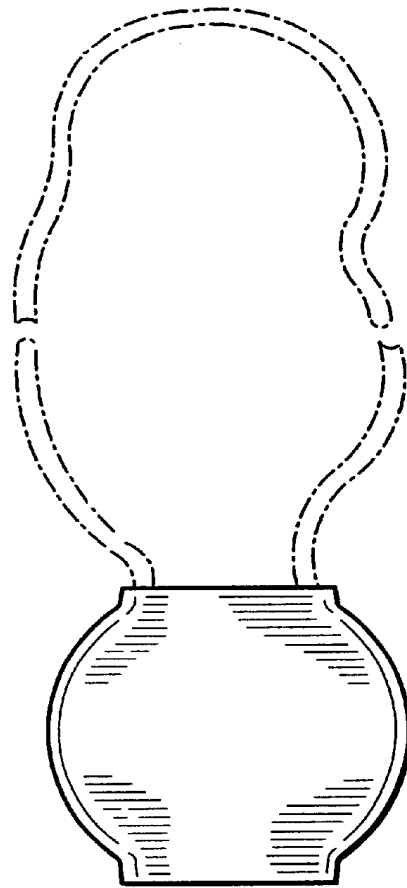


FIG. 4




FIG. 5